

Using radians, find the period of each function. Then graph.

1) $y = 3\sin\left(\frac{\theta}{2} + \frac{\pi}{2}\right)$

2) $y = 3\sin\left(\frac{\theta}{2} + \frac{5\pi}{6}\right)$

3) $y = \frac{1}{2}\sin\left(\frac{\theta}{2} + \frac{\pi}{2}\right)$

4) $y = 3\cos\left(3\theta - \frac{11\pi}{6}\right)$

$$5) y = \cos\left(2\theta + \frac{5\pi}{6}\right)$$

$$6) y = 2\sin\left(\frac{\theta}{4} + \frac{2\pi}{3}\right)$$

$$7) y = 4\sin\left(4\theta + \frac{\pi}{3}\right)$$

$$8) y = 2\cos\left(\frac{\theta}{2} - \frac{\pi}{2}\right)$$

$$9) y = 2\sin\left(\theta + \frac{\pi}{2}\right)$$

$$10) y = 4\sin\left(4\theta - \frac{\pi}{3}\right)$$

$$11) y = 3\sec\left(\frac{\theta}{3} + \frac{2\pi}{3}\right)$$

$$12) y = 3\csc\left(\frac{\theta}{2} - \frac{\pi}{4}\right)$$

$$13) y = \frac{1}{2}\sec\left(2\theta + \frac{\pi}{6}\right)$$

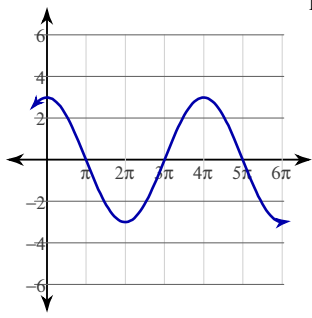
$$14) y = 3\tan\left(\theta - \frac{3\pi}{2}\right)$$

$$15) y = \sec\left(\frac{\theta}{3} + \frac{\pi}{6}\right)$$

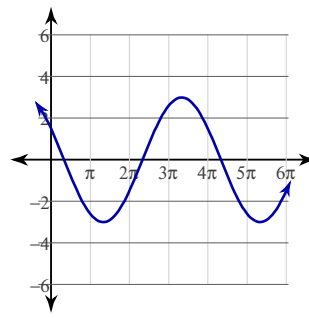
$$16) y = 2\sec\left(2\theta - \frac{7\pi}{4}\right)$$

Answers to 12-10-10-T11

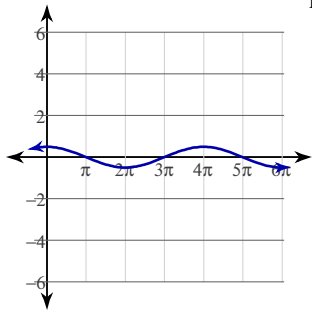
1)



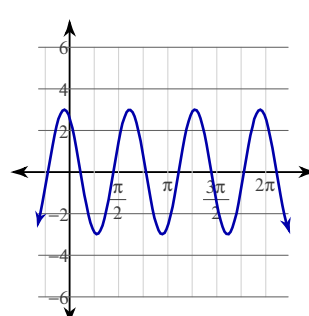
2)



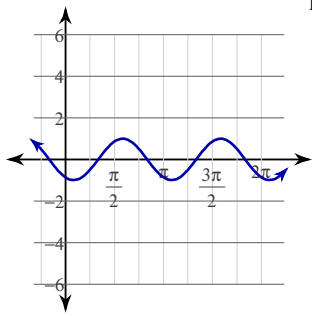
3)



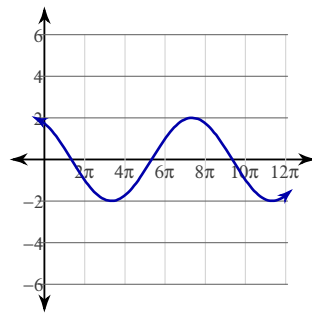
4)



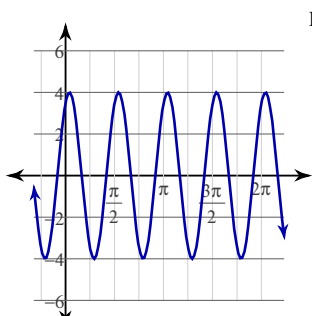
5)



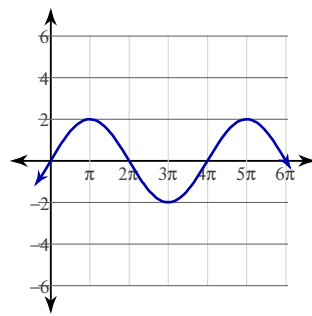
6)



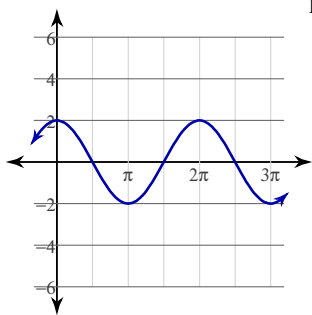
7)



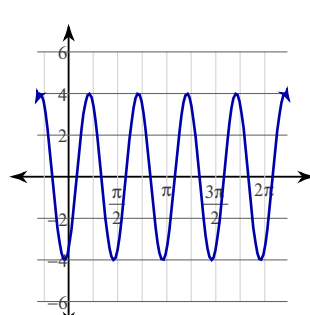
8)



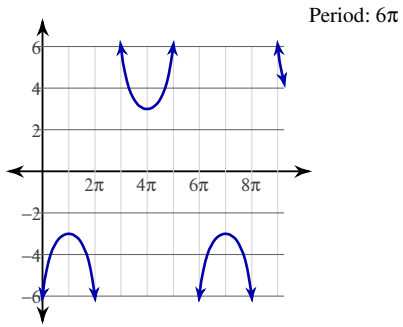
9)



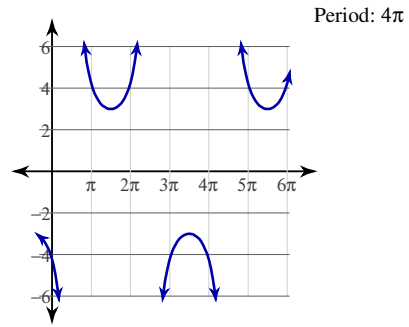
10)



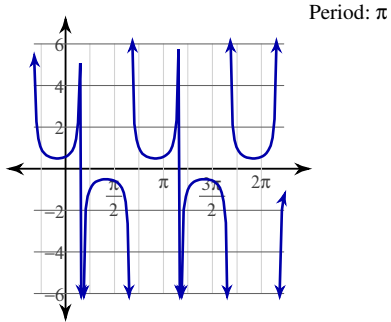
11)



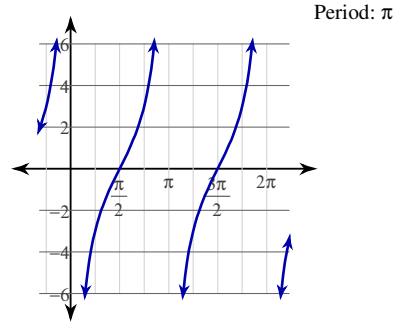
12)



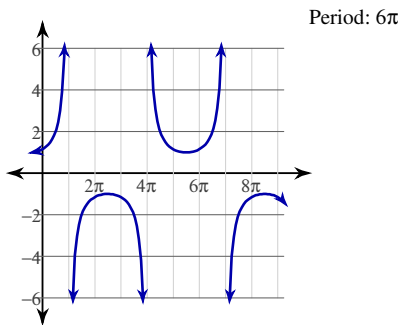
13)



14)



15)



16)

